













































Investment Banking Transactions 2006

<p>February 2006</p>  <p>Abacus MINING & EXPLORATION CORP.</p> <p>\$14,500,000 Co-Manager</p> <p>PI FINANCIAL</p>	<p>February 2006</p>  <p>BRILLIANT MINING CORP.</p> <p>\$2,065,000 Lead</p> <p>PI FINANCIAL</p>	<p>February 2006</p>  <p>MANTLERESOURCES</p> <p>\$3,750,000 Lead</p> <p>PI FINANCIAL</p>	<p>February 2006</p>  <p>SABINA MINING CORP.</p> <p>\$10,000,500 Co-Manager</p> <p>PI FINANCIAL</p>	<p>February 2006</p>  <p>GRAYD RESOURCE CORPORATION</p> <p>\$4,800,000 Co-Manager</p> <p>PI FINANCIAL</p>	<p>March 2006</p>  <p>NIBLACK</p> <p>\$5,420,580 Lead</p> <p>PI FINANCIAL</p>	<p>March 2006</p>  <p>M W MAGNUM</p> <p>\$4,803,660 Lead</p> <p>PI FINANCIAL</p>
<p>March 2006</p>  <p>ejour Enterprises Ltd Investing In Energy</p> <p>\$7,950,000 Lead</p> <p>PI FINANCIAL</p>	<p>March 2006</p>  <p>Consolidated SPIRE VENTURES LTD.</p> <p>\$2,000,000 Lead</p> <p>PI FINANCIAL</p>	<p>March 2006</p>  <p>Resolve</p> <p>\$225,000,000 Underwriter</p> <p>PI FINANCIAL</p>	<p>March 2006</p>  <p>Inter-Citic Minerals Inc.</p> <p>\$11,056,477 Co-Manager</p> <p>PI FINANCIAL</p>	<p>March 2006</p>  <p>EMC EUROPEAN MINERALS CORPORATION</p> <p>\$81,000,000 Underwriter</p> <p>PI FINANCIAL</p>	<p>March 2006</p>  <p>BAYSWATER uranium CORPORATION</p> <p>\$9,937,025 Lead</p> <p>PI FINANCIAL</p>	<p>March 2006</p>  <p>aurora ENERGY RESOURCES INC.</p> <p>\$67,317,390 Co-Underwriter</p> <p>PI FINANCIAL</p>
<p>March 2006</p>  <p>FORTUNA SILVER MINES INC.</p> <p>\$19,050,000 Lead</p> <p>PI FINANCIAL</p>	<p>March 2006</p>  <p>FORUM</p> <p>\$5,025,000 Agent</p> <p>PI FINANCIAL</p>	<p>March 2006</p>  <p>Pacifica resources Ltd.</p> <p>\$20,086,010 Agent</p> <p>PI FINANCIAL</p>	<p>April 2006</p>  <p>SELKIRK METALS CORP.</p> <p>\$2,755,000 Lead</p> <p>PI FINANCIAL</p>	<p>April 2006</p>  <p>BUFFALO GOLD</p> <p>\$3,415,000 Co-Manager</p> <p>PI FINANCIAL</p>	<p>April 2006</p>  <p>Skygold VENTURES LTD.</p> <p>\$10,008,000 Lead</p> <p>PI FINANCIAL</p>	<p>April 2006</p>  <p>WILD ROSE</p> <p>\$2,002,000 Lead</p> <p>PI FINANCIAL</p>



















Investment Banking Transactions 2006

<p>April 2006</p>  <p>\$4,062,500 Lead</p> <p>PI FINANCIAL</p>	<p>April 2006</p>  <p>\$10,175,000 Lead</p> <p>PI FINANCIAL</p>	<p>April 2006</p>  <p>\$1,600,000 Lead</p> <p>PI FINANCIAL</p>	<p>May 2006</p>  <p>\$7,000,000 Underwriter</p> <p>PI FINANCIAL</p>	<p>May 2006</p>  <p>\$10,322,200 Lead</p> <p>PI FINANCIAL</p>	<p>May 2006</p>  <p>\$16,006,250 Underwriter</p> <p>PI FINANCIAL</p>	<p>May 2006</p>  <p>\$12,000,000 Lead</p> <p>PI FINANCIAL</p>
<p>May 2006</p>  <p>\$1,450,000 Lead</p> <p>PI FINANCIAL</p>	<p>May 2006</p>  <p>\$10,000,000 Underwriter</p> <p>PI FINANCIAL</p>	<p>May 2006</p>  <p>\$4,690,000 Lead</p> <p>PI FINANCIAL</p>	<p>May 2006</p>  <p>\$25,200,000 Lead Underwriter</p> <p>PI FINANCIAL</p>	<p>May 2006</p>  <p>\$4,455,505 Agent</p> <p>PI FINANCIAL</p>	<p>May 2006</p>  <p>\$8,250,000 Lead</p> <p>PI FINANCIAL</p>	<p>June 2006</p>  <p>\$38,400,000 Underwriter</p> <p>PI FINANCIAL</p>
<p>June 2006</p>  <p>\$10,201,550 Lead</p> <p>PI FINANCIAL</p>	<p>July 2006</p>  <p>\$2,387,500 Lead</p> <p>PI FINANCIAL</p>	<p>July 2006</p>  <p>\$2,220,900 Lead</p> <p>PI FINANCIAL</p>	<p>July 2006</p>  <p>\$2,200,000 Lead</p> <p>PI FINANCIAL</p>	<p>August 2006</p>  <p>\$6,234,354 Lead</p> <p>PI FINANCIAL</p>	<p>August 2006</p>  <p>\$3,619,320 Lead</p> <p>PI FINANCIAL</p>	<p>August 2006</p>  <p>\$5,000,000 Lead</p> <p>PI FINANCIAL</p>







Investment Banking Transactions 2006

<p>August 2006</p>  <p>TRADE WINDS VENTURES INC.</p> <p>\$3,082,000</p> <p>Co-Agent</p> <p>PI FINANCIAL</p>	<p>August 2006</p>  <p>CHRISTOPHER JAMES GOLD CORP</p> <p>\$1,500,000</p> <p>Lead</p> <p>PI FINANCIAL</p>	<p>September 2006</p>  <p>BLACKSTONE VENTURES INC.</p> <p>\$10,000,055</p> <p>Co-Agent</p> <p>PI FINANCIAL</p>	<p>September 2006</p>  <p>FURY EXPLORATIONS</p> <p>\$6,744,000</p> <p>Lead</p> <p>PI FINANCIAL</p>	<p>September 2006</p>  <p>BUFFALO GOLD</p> <p>\$22,400,252</p> <p>Agent</p> <p>PI FINANCIAL</p>	<p>October 2006</p>  <p>Cash Minerals</p> <p>\$14,550,000</p> <p>Lead</p> <p>PI FINANCIAL</p>	<p>October 2006</p>  <p>GOLDBROOK ventures</p> <p>\$6,170,000</p> <p>Lead</p> <p>PI FINANCIAL</p>
<p>October 2006</p>  <p>ALBERTA STAR</p> <p>\$12,122,000</p> <p>Lead</p> <p>PI FINANCIAL</p>	<p>October 2006</p>  <p>BARKER</p> <p>\$1,513,625</p> <p>Lead</p> <p>PI FINANCIAL</p>	<p>October 2006</p>  <p>pacifica resources Ltd.</p> <p>\$8,000,003</p> <p>Co-Agent</p> <p>PI FINANCIAL</p>	<p>October 2006</p>  <p>BlueRock RESOURCES LTD.</p> <p>\$1,811,700</p> <p>Lead</p> <p>PI FINANCIAL</p>	<p>October 2006</p>  <p>MONSTER COPPER CORPORATION</p> <p>\$1,500,000</p> <p>Lead</p> <p>PI FINANCIAL</p>	<p>October 2006</p>  <p>Crowflight Minerals Inc.</p> <p>\$13,460,000</p> <p>Co-Agent</p> <p>PI FINANCIAL</p>	<p>November 2006</p>  <p>BAYSWATER Uranium CORPORATION</p> <p>\$8,001,000</p> <p>Lead</p> <p>PI FINANCIAL</p>
<p>November 2006</p>  <p>online</p> <p>\$10,740,000</p> <p>Underwriter</p> <p>PI FINANCIAL</p>	<p>November 2006</p>  <p>Plutonic POWER CORPORATION</p> <p>\$20,000,000</p> <p>Agent</p> <p>PI FINANCIAL</p>	<p>November 2006</p>  <p>Sonic Environmental Solutions TerraBase & Sonapress™ Technologies</p> <p>\$3,335,000</p> <p>Agent</p> <p>PI FINANCIAL</p>	<p>November 2006</p>  <p>AQUILINE RESOURCES INC.</p> <p>\$11,000,040</p> <p>Agent</p> <p>PI FINANCIAL</p>	<p>November 2006</p>  <p>SLAM</p> <p>\$2,303,640</p> <p>Lead</p> <p>PI FINANCIAL</p>	<p>December 2006</p>  <p>PURE GOLD</p> <p>\$2,000,000</p> <p>Lead</p> <p>PI FINANCIAL</p>	<p>December 2006</p>  <p>URANIUM NORTH RESOURCES CORP</p> <p>\$7,119,675</p> <p>Agent</p> <p>PI FINANCIAL</p>



Investment Banking Transactions 2006

December 2006	December 2006	December 2006	December 2006
 Grande Portage Resources Ltd.	 ucore	 CHRISTOPHER JAMES GOLD CORP.	 SELKIRK METALS CORP.
\$9,000,000	\$7,201,000	\$4,963,750	\$10,005,000
Lead	Lead	Lead	Agent
PI FINANCIAL 	PI FINANCIAL 	PI FINANCIAL 	PI FINANCIAL 