






























































Investment Banking Transactions 2010

<p>December 2010</p>  <p>\$12.7 Million Underwriter</p> <p>PI FINANCIAL </p>	<p>December 2010</p>  <p>\$0.4 Million Lead</p> <p>PI FINANCIAL </p>	<p>December 2010</p>  <p>\$11.5 Million Agent</p> <p>PI FINANCIAL </p>	<p>December 2010</p>  <p>\$45.0 Million Underwriter</p> <p>PI FINANCIAL </p>	<p>December 2010</p>  <p>\$12.0 Million Agent</p> <p>PI FINANCIAL </p>	<p>November 2010</p>  <p>\$23.0 Million Agent</p> <p>PI FINANCIAL </p>	<p>November 2010</p>  <p>\$5.5 Million Agent</p> <p>PI FINANCIAL </p>
<p>November 2010</p>  <p>\$8.9 Million Co-Lead</p> <p>PI FINANCIAL </p>	<p>November 2010</p>  <p>\$50.0 Million Underwriter</p> <p>PI FINANCIAL </p>	<p>November 2010</p>  <p>\$2.6 Million Lead</p> <p>PI FINANCIAL </p>	<p>November 2010</p>  <p>\$15.0 Million Agent</p> <p>PI FINANCIAL </p>	<p>October 2010</p>  <p>\$2.5 Million Agent</p> <p>PI FINANCIAL </p>	<p>October 2010</p>  <p>\$22.2 Million Underwriter</p> <p>PI FINANCIAL </p>	<p>October 2010</p>  <p>\$7.0 Million Underwriter</p> <p>PI FINANCIAL </p>
<p>September 2010</p>  <p>\$12.0 Million Agent</p> <p>PI FINANCIAL </p>	<p>September 2010</p>  <p>\$8.6 Million Agent</p> <p>PI FINANCIAL </p>	<p>August 2010</p>  <p>\$10.4 Million Agent</p> <p>PI FINANCIAL </p>	<p>August 2010</p>  <p>\$10.0 Million Underwriter</p> <p>PI FINANCIAL </p>	<p>August 2010</p>  <p>US\$51.5 Million Agent</p> <p>PI FINANCIAL </p>	<p>August 2010</p>  <p>\$2.6 Million Agent</p> <p>PI FINANCIAL </p>	<p>July 2010</p>  <p>\$3.9 Million Co-Lead</p> <p>PI FINANCIAL </p>



Investment Banking Transactions 2010

<p>July 2010</p>  <p>MANITOK EXPLORATION INC.</p> <p>\$10.0 Million Agent</p> <p>PI FINANCIAL</p>	<p>June 2010</p>  <p>true PRODUCTION SERVICES</p> <p>\$0.8 Million Lead</p> <p>PI FINANCIAL</p>	<p>May 2010</p>  <p>ESO URANIUM CORP.</p> <p>\$2.0 Million Non-Brokered Agent</p> <p>PI FINANCIAL</p>	<p>May 2010</p>  <p>WEST KIRKLAND MINING INC.</p> <p>\$6.0 Million Lead</p> <p>PI FINANCIAL</p>	<p>May 2010</p>  <p>PARAMAX RESOURCES LTD.</p> <p>\$8.3 Million Underwriter</p> <p>PI FINANCIAL</p>	<p>May 2010</p>  <p>Bridge Resources</p> <p>\$8.7 Million Underwriter</p> <p>PI FINANCIAL</p>	<p>May 2010</p>  <p>yangarra resources ltd.</p> <p>\$2.1 Million Non-Brokered Agent</p> <p>PI FINANCIAL</p>
<p>April 2010</p>  <p>GOLDEN PREDATOR</p> <p>\$6.0 Million Agent</p> <p>PI FINANCIAL</p>	<p>April 2010</p>  <p>REALM ENERGY INTERNATIONAL</p> <p>\$3.0 Million Non-Brokered Agent</p> <p>PI FINANCIAL</p>	<p>March 2010</p>  <p>LA CORTEZ energy</p> <p>\$15.3 Million Non-Brokered Agent</p> <p>PI FINANCIAL</p>	<p>March 2010</p>  <p>rodinia OIL CORP.</p> <p>\$3.0 Million Non-Brokered Agent</p> <p>PI FINANCIAL</p>	<p>March 2010</p>  <p>Americas Petrogas</p> <p>\$10.0 Million Underwriter</p> <p>PI FINANCIAL</p>	<p>March 2010</p>  <p>Americas Petrogas</p> <p>\$6.0 Million Non-Brokered Agent</p> <p>PI FINANCIAL</p>	<p>March 2010</p>  <p>RIVERSTONE RESOURCES INC.</p> <p>\$9.7 Million Underwriter</p> <p>PI FINANCIAL</p>
<p>March 2010</p>  <p>SANDSPRING RESOURCES LTD.</p> <p>\$12.0 Million Underwriter</p> <p>PI FINANCIAL</p>	<p>February 2010</p>  <p>Philippine METALS CORP.</p> <p>\$4.1 Million RTO Financing Lead</p> <p>PI FINANCIAL</p>	<p>January 2010</p>  <p>Kokanee Minerals Inc.</p> <p>\$1.2 Million Lead</p> <p>PI FINANCIAL</p>				