
































































Investment Banking Transactions 2011

<p>December 2011</p>  <p>PALLISER Oil & Gas Corporation</p> <p>6.5 Million Lead</p> <p>PI FINANCIAL </p>	<p>December 2011</p>  <p>Mammoth Capital Corp.</p> <p>\$0.8 Million Lead</p> <p>PI FINANCIAL </p>	<p>December 2011</p>  <p>Strategic Oil & Gas Ltd.</p> <p>\$42.3 Million Underwriter</p> <p>PI FINANCIAL </p>	<p>December 2011</p>  <p>NORTHCOUNTRYGOLD</p> <p>\$12.0 Million Underwriter</p> <p>PI FINANCIAL </p>	<p>December 2011</p>  <p>FNRENERGY LIMITED PARTNERSHIP</p> <p>\$3.6 Million Agent</p> <p>PI FINANCIAL </p>	<p>December 2011</p>  <p>IM Infrastructure Materials Corp.</p> <p>\$2.6 Million Lead</p> <p>PI FINANCIAL </p>	<p>December 2011</p>  <p>BLACKBIRD</p> <p>\$0.8 Million Lead</p> <p>PI FINANCIAL </p>
<p>November 2011</p>  <p>TRANSGAMING</p> <p>\$1.5 Million Agent</p> <p>PI FINANCIAL </p>	<p>November 2011</p>  <p>SULLIDEN</p> <p>\$50.0 Million Underwriter</p> <p>PI FINANCIAL </p>	<p>November 2011</p>  <p>WKM WEST KIRKLAND MINING INC.</p> <p>\$7.8 Million Co-Lead</p> <p>PI FINANCIAL </p>	<p>November 2011</p>  <p>mapleleaf SHORT DURATION FLOW-THROUGH</p> <p>\$15.9 Million Agent</p> <p>PI FINANCIAL </p>	<p>November 2011</p>  <p>ROXGOLD INC.</p> <p>\$11.4 Million Underwriter</p> <p>PI FINANCIAL </p>	<p>October 2011</p>  <p>CRIMSON BIOENERGY LTD.</p> <p>\$0.6 Million Lead</p> <p>PI FINANCIAL </p>	<p>October 2011</p>  <p>ARCAN RESOURCES LTD</p> <p>\$50.1 Million Underwriter</p> <p>PI FINANCIAL </p>
<p>October 2011</p>  <p>ROXGOLD INC.</p> <p>\$20.0 Million Underwriter</p> <p>PI FINANCIAL </p>	<p>October 2011</p>  <p>BLUE GOLD MINING INC.</p> <p>\$24.6 Million Agent</p> <p>PI FINANCIAL </p>	<p>September 2011</p>  <p>PJX Resources Inc.</p> <p>\$2.5 Million Lead</p> <p>PI FINANCIAL </p>	<p>August 2011</p>  <p>OIL RESERVE INC.</p> <p>\$4.4 Million Lead</p> <p>PI FINANCIAL </p>	<p>July 2011</p>  <p>VICTORY VENTURES INC.</p> <p>\$1.1 Million Lead</p> <p>PI FINANCIAL </p>	<p>July 2011</p>  <p>KIMBER RESOURCES</p> <p>\$8.1 Million Lead</p> <p>PI FINANCIAL </p>	<p>June 2011</p>  <p>FNRENERGY LIMITED PARTNERSHIP</p> <p>\$4.2 Million Agent</p> <p>PI FINANCIAL </p>

Investment Banking Transactions 2011

<p>June 2011</p>  <p>Parkland FUEL CORPORATION</p> <p>\$86.3 Million Underwriter</p> <p>PI FINANCIAL</p>	<p>May 2011</p>  <p>Pacific & Western Credit Corp.</p> <p>\$16.8 Million Underwriter</p> <p>PI FINANCIAL</p>	<p>May 2011</p>  <p>equalenergy</p> <p>\$50.4 Million Underwriter</p> <p>PI FINANCIAL</p>	<p>May 2011</p>  <p>Discovery Air</p> <p>\$34.5 Million Underwriter</p> <p>PI FINANCIAL</p>	<p>May 2011</p>  <p>ROXGOLD INC.</p> <p>\$7.5 Million Underwriter</p> <p>PI FINANCIAL</p>	<p>May 2011</p>  <p>Exchange Income Corporation</p> <p>\$57.5 Million Underwriter</p> <p>PI FINANCIAL</p>	<p>May 2011</p>  <p>invicta energy corp</p> <p>\$5.0 Million Agent</p> <p>PI FINANCIAL</p>
<p>May 2011</p>  <p>AMARILLO GOLD CORPORATION</p> <p>\$10.1 Million Sole Agent</p> <p>PI FINANCIAL</p>	<p>April 2011</p>  <p>Shoreline Energy Corp.</p> <p>\$39.3 Million Agent</p> <p>PI FINANCIAL</p>	<p>April 2011</p>  <p>OIL RESERVE INC.</p> <p>\$3.6 Million Lead</p> <p>PI FINANCIAL</p>	<p>March 2011</p>  <p>CANDENTE GOLD CORP TSX:CDG BVL:CDG</p> <p>\$7.1 Million Underwriter</p> <p>PI FINANCIAL</p>	<p>March 2011</p>  <p>ANGLO Canadian Oil Corp.</p> <p>\$6.0 Million Lead</p> <p>PI FINANCIAL</p>	<p>March 2011</p>  <p>PALLISER Oil & Gas Corporation</p> <p>\$10.0 Million Underwriter</p> <p>PI FINANCIAL</p>	<p>March 2011</p>  <p>B</p> <p>\$28.8 Million Underwriter</p> <p>PI FINANCIAL</p>
<p>March 2011</p>  <p>Hemisphere GPS</p> <p>\$8.0 Million Underwriter</p> <p>PI FINANCIAL</p>	<p>March 2011</p>  <p>WebTech WIRELESS</p> <p>\$6.0 Million Underwriter</p> <p>PI FINANCIAL</p>	<p>February 2011</p>  <p>Arsenal Energy Inc.</p> <p>\$21.1 Million Underwriter</p> <p>PI FINANCIAL</p>	<p>February 2011</p>  <p>HELIO RESOURCE CORP.</p> <p>\$8.0 Million Agent</p> <p>PI FINANCIAL</p>	<p>February 2011</p>  <p>RESOURCES LTD ARCAN</p> <p>\$75.0 Million Underwriter</p> <p>PI FINANCIAL</p>	<p>February 2011</p>  <p>REVOLVER RESOURCES</p> <p>\$0.7 Million Lead</p> <p>PI FINANCIAL</p>	<p>January 2011</p>  <p>B Premium Brands</p> <p>\$57.5 Million Underwriter</p> <p>PI FINANCIAL</p>



Investment Banking Transactions 2011

