

























Investment Banking Transactions 2013

<p>December 2013</p>  <p>PLATINUM GROUP METALS</p> <p>\$175.2 Million Underwriter</p> <p>PI FINANCIAL</p>	<p>December 2013</p>  <p>GROUNDSTAR RESOURCES LIMITED</p> <p>\$1.5 Million Co-Lead</p> <p>PI FINANCIAL</p>	<p>December 2013</p>  <p>ENTERPRISE GROUP INC.</p> <p>\$15.0 Million Agent</p> <p>PI FINANCIAL</p>	<p>December 2013</p>  <p>mobidia</p> <p>\$1.7 Million Agent</p> <p>PI FINANCIAL</p>	<p>December 2013</p>  <p>Northstar Healthcare</p> <p>\$4.7 Million Lead</p> <p>PI FINANCIAL</p>	<p>December 2013</p>  <p>BUILDER'S CAPITAL</p> <p>\$13.8 Million Agent</p> <p>PI FINANCIAL</p>	<p>December 2013</p>  <p>Pacific & Western Credit Corp.</p> <p>\$1.0 Million Lead</p> <p>PI FINANCIAL</p>
<p>November 2013</p>  <p>avigilon THE BEST EVIDENCE™</p> <p>\$69.0 Million Underwriter</p> <p>PI FINANCIAL</p>	<p>November 2013</p>  <p>Solium CAPITAL</p> <p>\$23.0 Million Underwriter</p> <p>PI FINANCIAL</p>	<p>October 2013</p>  <p>KDX ENERGY SERVICES LIMITED</p> <p>\$19.5 Million Agent</p> <p>PI FINANCIAL</p>	<p>October 2013</p>  <p>Premium Brands</p> <p>\$57.5 Million Underwriter</p> <p>PI FINANCIAL</p>	<p>October 2013</p>  <p>Strategic Oil & Gas Ltd.</p> <p>\$30.8 Million Underwriter</p> <p>PI FINANCIAL</p>	<p>September 2013</p>  <p>moimstone</p> <p>\$1.6 Million Lead</p> <p>PI FINANCIAL</p>	<p>August 2013</p>  <p>Pacific & Western Bank of Canada</p> <p>\$10.9 Million Agent</p> <p>PI FINANCIAL</p>
<p>August 2013</p>  <p>TITAN STAR™</p> <p>\$4.5 Million Agent</p> <p>PI FINANCIAL</p>	<p>July 2013</p>  <p>CERF INCORPORATED</p> <p>\$11.5 Million Agent</p> <p>PI FINANCIAL</p>	<p>July 2013</p>  <p>Information Services Corporation</p> <p>\$169.1 Million Agent</p> <p>PI FINANCIAL</p>	<p>April 2013</p>  <p>mapleleaf SHORT DURATION FLOW-THROUGH</p> <p>\$12.2 Million Agent</p> <p>PI FINANCIAL</p>	<p>March 2013</p>  <p>EIC Exchange Income Corporation</p> <p>\$65.0 Million Underwriter</p> <p>PI FINANCIAL</p>	<p>March 2013</p>  <p>DUALEx ENERGY INTERNATIONAL INC.</p> <p>\$1.9 Million Agent</p> <p>PI FINANCIAL</p>	<p>February 2013</p>  <p>CANADIAN ENERGY</p> <p>\$0.8 Million Agent</p> <p>PI FINANCIAL</p>

Investment Banking Transactions 2013

<p>February 2013</p>  <p>Silver Bull RESOURCES, INC.</p> <p>US \$9.2 Million</p> <p>Lead</p> <p>PI FINANCIAL </p>	<p>February 2013</p>  <p>WEST KIRKLAND MINING INC.</p> <p>\$5.6 Million</p> <p>Co-Lead</p> <p>PI FINANCIAL </p>	<p>January 2013</p>  <p>PALLISER Oil & Gas Corporation</p> <p>\$3.2 Million</p> <p>Underwriter</p> <p>PI FINANCIAL </p>	<p>January 2013</p>  <p>GROUNDSTAR RESOURCES LIMITED</p> <p>\$2.1 Million</p> <p>Lead</p> <p>PI FINANCIAL </p>	<p>January 2013</p>  <p>AMARO Energy Inc.</p> <p>\$21.5 Million</p> <p>Underwriter</p> <p>PI FINANCIAL </p>
---	---	---	---	---