























Investment Banking Transactions 2014

<p>July 2014</p>  <p>\$86.3 Million Underwriter</p> <p>PI FINANCIAL</p>	<p>July 2014</p>  <p>\$7.5 Million Underwriter</p> <p>PI FINANCIAL</p>	<p>June 2014</p>  <p>\$3.8 Million Lead</p> <p>PI FINANCIAL</p>	<p>June 2014</p>  <p>\$25.0 Million Underwriter</p> <p>PI FINANCIAL</p>	<p>May 2014</p>  <p>\$10.0 Million Underwriter</p> <p>PI FINANCIAL</p>	<p>April 2014</p>  <p>\$24.9 Million Agent</p> <p>PI FINANCIAL</p>	<p>April 2014</p>  <p>\$1.9 Million Lead</p> <p>PI FINANCIAL</p>
<p>April 2014</p>  <p>\$18.7 Million Underwriter</p> <p>PI FINANCIAL</p>	<p>April 2014</p>  <p>\$4.0 Million Underwriter</p> <p>PI FINANCIAL</p>	<p>April 2014</p>  <p>\$100.0 Million Underwriter</p> <p>PI FINANCIAL</p>	<p>March 2014</p>  <p>\$50.0 Million Agent</p> <p>PI FINANCIAL</p>	<p>March 2014</p>  <p>\$8.0 Million Agent</p> <p>PI FINANCIAL</p>	<p>March 2014</p>  <p>\$27.6 Million Underwriter</p> <p>PI FINANCIAL</p>	<p>March 2014</p>  <p>\$2.3 Million Agent</p> <p>PI FINANCIAL</p>
<p>March 2014</p>  <p>\$78.4 Million Underwriter</p> <p>PI FINANCIAL</p>	<p>March 2014</p>  <p>\$23.0 Million Underwriter</p> <p>PI FINANCIAL</p>	<p>February 2014</p>  <p>\$2.3 Million Agent</p> <p>PI FINANCIAL</p>	<p>February 2014</p>  <p>\$42.0 Million Underwriter</p> <p>PI FINANCIAL</p>	<p>February 2014</p>  <p>\$28.4 Million Underwriter</p> <p>PI FINANCIAL</p>	<p>January 2014</p>  <p>\$42.6 Million Agent</p> <p>PI FINANCIAL</p>	