
























Investment Banking Transactions

2008

<p>January 2008</p>  <p>\$9,000,000 Underwriter</p> <p>PI FINANCIAL</p>	<p>February 2008</p>  <p>\$18,000,000 Lead</p> <p>PI FINANCIAL</p>	<p>March 2008</p>  <p>\$4,400,000 Lead</p> <p>PI FINANCIAL</p>	<p>March 2008</p>  <p>\$1,000,000 Lead</p> <p>PI FINANCIAL</p>	<p>March 2008</p>  <p>US\$3,750,000 Lead</p> <p>PI FINANCIAL</p>	<p>March 2008</p>  <p>\$3,000,000 Lead</p> <p>PI FINANCIAL</p>	<p>April 2008</p>  <p>\$10,978,105 Lead</p> <p>PI FINANCIAL</p>
<p>April 2008</p>  <p>\$20,020,000 Underwriter</p> <p>PI FINANCIAL</p>	<p>April 2008</p>  <p>\$3,325,000 Lead</p> <p>PI FINANCIAL</p>	<p>June 2008</p>  <p>\$4,591,493 Agent</p> <p>PI FINANCIAL</p>	<p>April 2008</p>  <p>\$3,652,500 Lead</p> <p>PI FINANCIAL</p>	<p>May 2008</p>  <p>\$30,050,000 Underwriter</p> <p>PI FINANCIAL</p>	<p>June 2008</p>  <p>\$15,000,000 Underwriter</p> <p>PI FINANCIAL</p>	<p>June 2008</p>  <p>\$7,077,785 Agent</p> <p>PI FINANCIAL</p>
<p>June 2008</p>  <p>\$12,425,600 Lead</p> <p>PI FINANCIAL</p>	<p>July 2008</p>  <p>\$25,000,000 Underwriter</p> <p>PI FINANCIAL</p>	<p>July 2008</p>  <p>\$11,031,600 Underwriter</p> <p>PI FINANCIAL</p>	<p>August 2008</p>  <p>\$1,824,950 Lead</p> <p>PI FINANCIAL</p>	<p>August 2008</p>  <p>\$1,890,000 Lead</p> <p>PI FINANCIAL</p>	<p>October 2008</p>  <p>\$320,000 Lead</p> <p>PI FINANCIAL</p>	<p>October 2008</p>  <p>\$4,905,980 Agent</p> <p>PI FINANCIAL</p>