






















Investment Banking Transactions 2009

<p>February 2009</p>  <p>\$402,902,500 Underwriter</p> 	<p>March 2009</p>  <p>\$7,534,200 Agent</p> 	<p>March 2009</p>  <p>\$149,500,000 Underwriter</p> 	<p>April 2009</p>  <p>\$2,800,000 Agent</p> 	<p>May 2009</p>  <p>\$57,665,250 Underwriter</p> 	<p>May 2009</p>  <p>\$1,583,200 Lead</p> 	<p>June 2009</p>  <p>\$2,500,000 Underwriter</p> 
<p>June 2009</p>  <p>\$40,519,500 Underwriter</p> 	<p>July 2009</p>  <p>\$4,152,869 Underwriter</p> 	<p>August 2009</p>  <p>\$18,798,400 Agent</p> 